

Scaled data based on original data using  
LM-79-08 Approved Method: Electrical and Photometric Measurements of Solid-  
State Lighting Products

Test Report Prepared for  
Cooper Lighting Solutions  
(formerly Eaton)

Brand: STREETWORKS

Report Number: P194036

Luminaire Tested: **GAN-AF-08-LED-U-T3R-8030**

Issue Date: 3/3/2020

**Test Information**

Test Method: LM-79-08  
Report Number: P194036  
TEST IS SCALED FROM IESNA LM-79-08 TEST DATA (P40129)  
Test Lab: INNOVATION CENTER P2  
Issue Date: 3/3/2020  
Manufacturer: COOPER LIGHTING SOLUTIONS (FORMERLY EATON)  
Product Line: STREETWORKS  
Catalog Number: GAN-AF-08-LED-U-T3R-8030  
Description: GALLEON AREA AND ROADWAY LUMINAIRE  
(8) 80 CRI, 3000K, 1050mA LIGHTSQUARES WITH 16 LEDS EACH AND TYPE III  
ROADWAY OPTICS  
Light Source: -  
Ballast/Driver: ELECTRONIC DRIVER

**Summary**

Lumens per Lamp: N/A  
Luminaire Lumens: 39801 lumens  
Efficiency: N/A  
Efficacy: 89.4 lumens/watt  
Luminous Opening: Rectangular (W 2' x L: 1' x H: 0')  
IES Classification: Type III - Short - Full Cutoff  
BUG Rating: B3 - U0 - G5

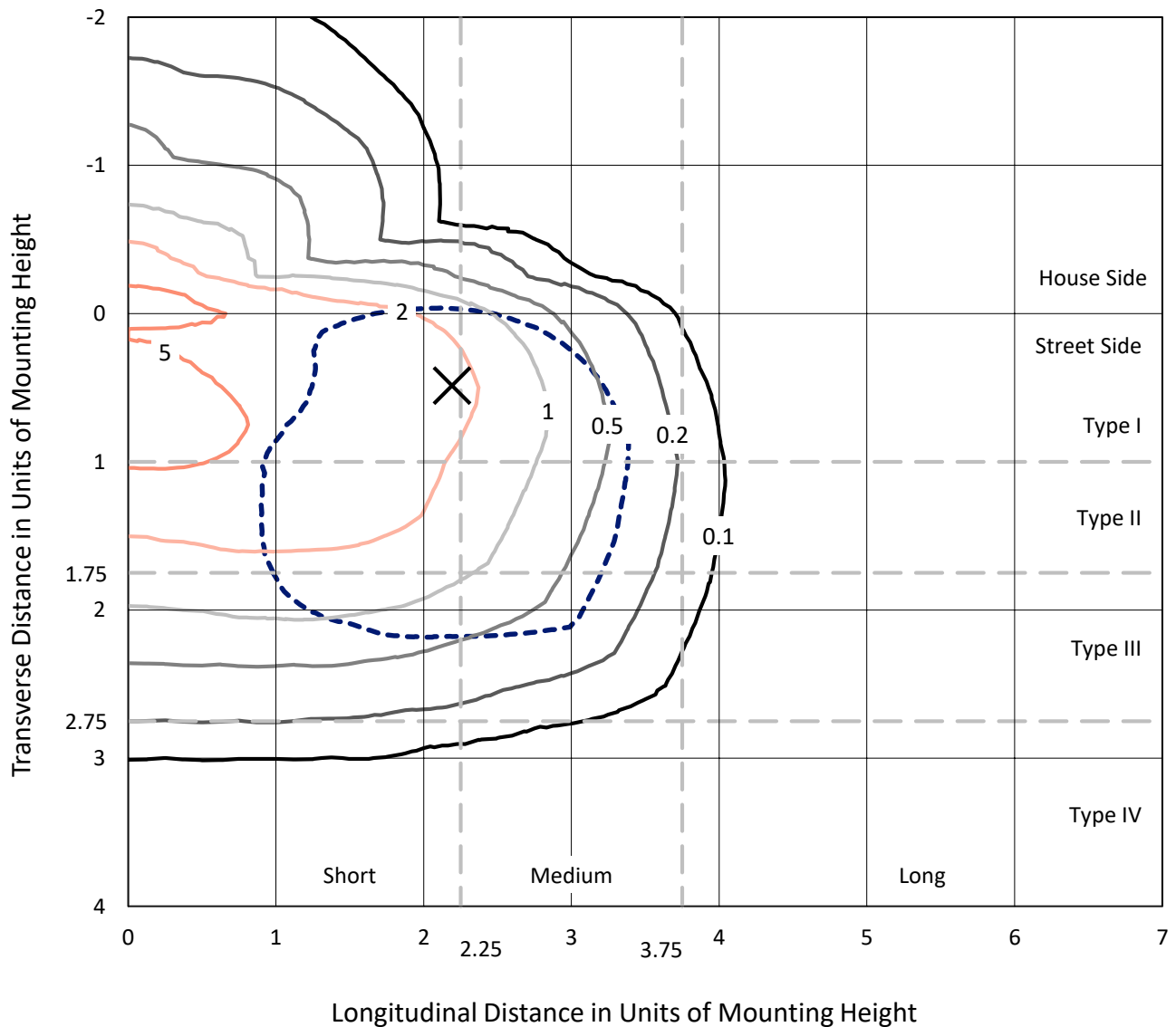
Input Watts (W): 445  
Input Voltage (V): NR  
Input Current (Ain): NR  
Voltage Rise (V): NR  
Power Factor: NR  
Total Harmonic Distortion (THDi): NR  
Frequency (hertz): 60  
Stabilization Time: NR  
Operation Time: NR  
Ambient Temperature (°C): NR  
Test Distance: 28.75 FT



REPORT NUMBER: P194036  
 CATALOG NUMBER: GAN-AF-08-LED-U-T3R-8030

### Iso-Footcandle Lines of Horizontal Illumination

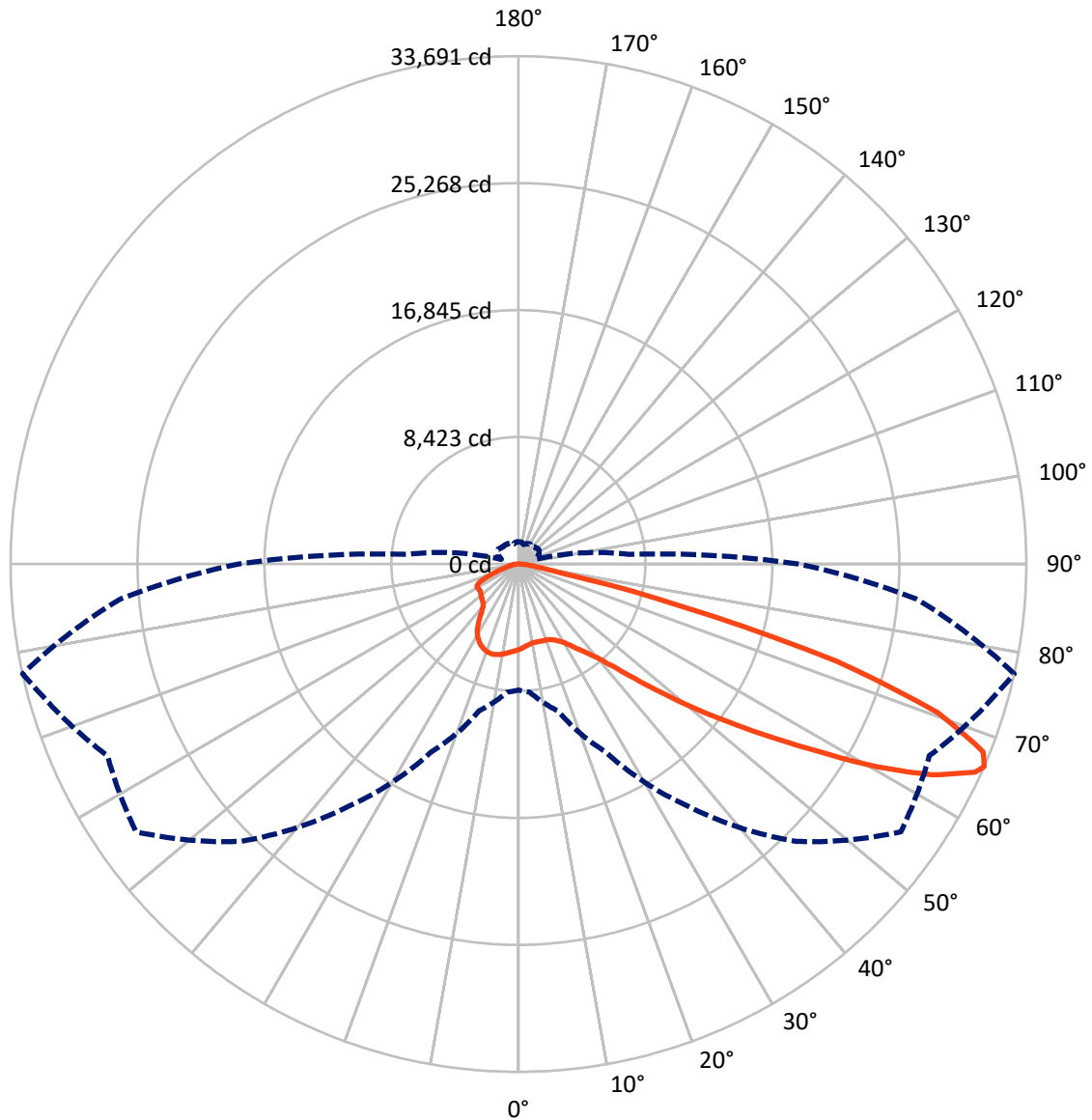
× Max cd  
 - - - 1/2 Max cd



Based on 30 foot mounting height. Maximum calculated value = 7.8 fc  
 Type III - Short - Full Cutoff

REPORT NUMBER: P194036  
CATALOG NUMBER: GAN-AF-08-LED-U-T3R-8030

### Luminous Intensity Polar Plot



— Vertical Plane Through 77.5-Deg Lateral    - - - Horizontal Cone Through 66-Deg Vertical



REPORT NUMBER: P194036

CATALOG NUMBER: GAN-AF-08-LED-U-T3R-8030

**FLUX DISTRIBUTION:**

		Downward	Upward	Total
<b>House Side</b>	Lumens	6799.8	0.0	6799.8
	% Fixture	17.1	0.0	17.1
<b>Street Side</b>	Lumens	33001.3	0.0	33001.3
	% Fixture	82.9	0.0	82.9
<b>Total</b>	Lumens	39801.0	0.0	39801.0
	% Fixture	100.0	0.0	100.0

**Coefficient of Utilization**

**ZONAL LUMENS:**

Zone	Lumens	% Fixture
0°-10°	506.7	1.3
10°-20°	1429.6	3.6
20°-30°	2439.8	6.1
30°-40°	3905.7	9.8
40°-50°	6033.9	15.2
50°-60°	8558.1	21.5
60°-70°	11448.4	28.8
70°-80°	4971.8	12.5
80°-90°	507.0	1.3
90°-100°	0.0	0.0
100°-110°	0.0	0.0
110°-120°	0.0	0.0
120°-130°	0.0	0.0
130°-140°	0.0	0.0
140°-150°	0.0	0.0
150°-160°	0.0	0.0
160°-170°	0.0	0.0
170°-180°	0.0	0.0
0°-90°	39801.0	100.0
0°-180°	39801.0	100.0



REPORT NUMBER: P194036

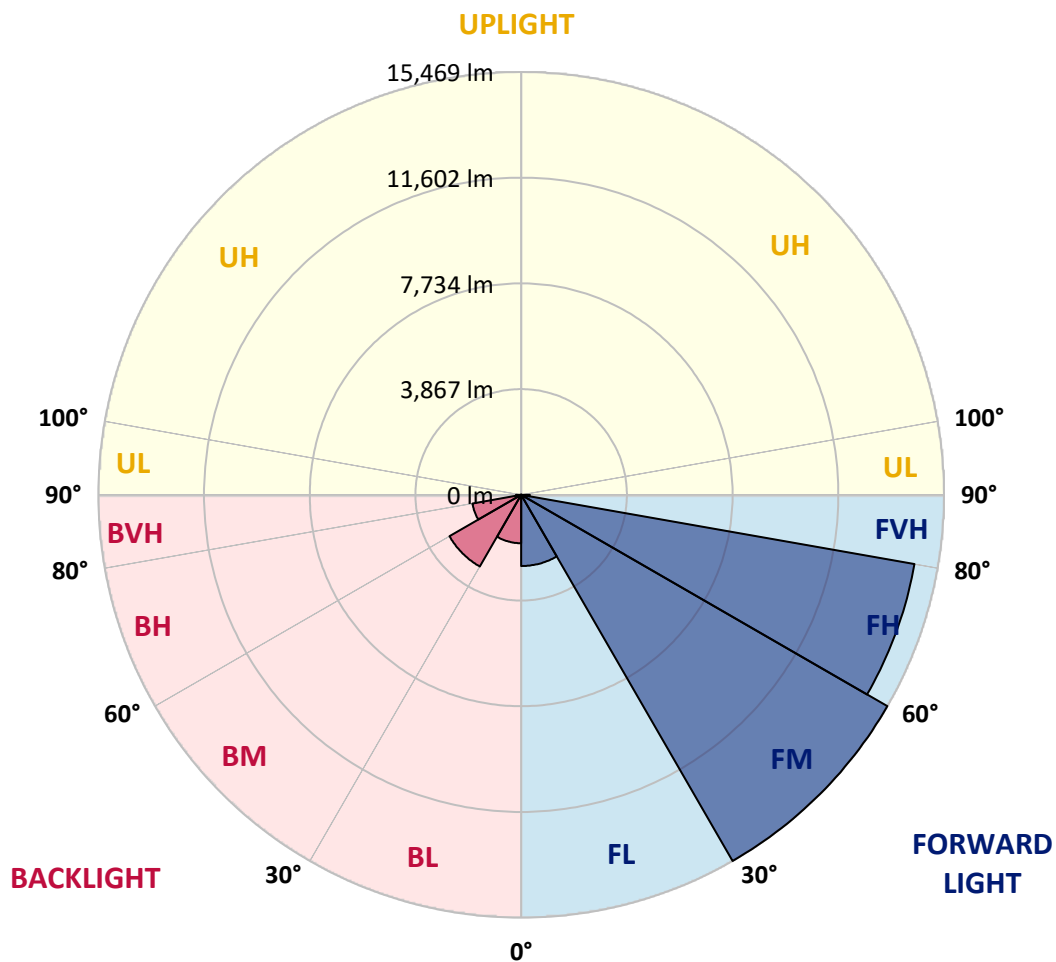
CATALOG NUMBER: GAN-AF-08-LED-U-T3R-8030

**LUMINAIRE CLASSIFICATION SYSTEM LUMEN TABLE AND BUG RATING:**

Zone		Lumens	% Fixture	Zone Rating/Lumen Limit		
				B	U	G
FL	(0°-30°)	2605.2	6.5			
FM	(30°-60°)	15468.8	38.9			
FH	(60°-80°)	14609.4	36.7			G5
FVH	(80°-90°)	318.0	0.8			G3/500
BL	(0°-30°)	1770.9	4.4	B3/2500		
BM	(30°-60°)	3028.9	7.6	B3/5000		
BH	(60°-80°)	1810.9	4.5	B3/2500		G3/2500
BVH	(80°-90°)	189.0	0.5			G2/225
UL	(90°-100°)	0.0	0.0		U0/0	
UH	(100°-180°)	0.0	0.0		U0/0	

**BUG Rating: B3-U0-G5**

Type III Short





REPORT NUMBER: P194036

CATALOG NUMBER: GAN-AF-08-LED-U-T3R-8030

**CANDELA DISTRIBUTION (FULL):**

	0°	5°	15°	25°	35°	45°	55°	65°	75°	77.5°	85°
0°	5671.8	5671.8	5671.8	5671.8	5671.8	5671.8	5671.8	5671.8	5671.8	5671.8	5671.8
2.5°	5017.4	5051.2	5079.4	5105.8	5158.4	5244.9	5344.6	5425.5	5542.1	5564.6	5626.7
5°	4556.6	4556.6	4579.2	4618.7	4690.2	4819.9	4955.3	5135.9	5389.7	5449.9	5615.4
7.5°	4332.9	4334.7	4347.9	4381.8	4443.8	4562.3	4710.9	4923.4	5267.5	5367.2	5649.3
10°	4415.6	4396.8	4368.6	4351.7	4361.1	4430.6	4571.7	4808.6	5192.3	5320.2	5724.5
12.5°	4878.2	4842.5	4744.7	4614.9	4490.8	4440.1	4522.8	4754.1	5160.3	5308.9	5824.2
15°	5634.2	5619.2	5436.8	5167.8	4866.9	4614.9	4558.5	4733.4	5164.1	5322.0	5942.6
17.5°	6582.0	6561.3	6320.6	5929.5	5438.6	4947.8	4684.5	4750.3	5177.2	5344.6	6057.4
20°	7539.2	7475.3	7215.8	6749.4	6119.4	5401.0	4893.3	4793.6	5194.2	5369.1	6177.7
22.5°	8253.9	8201.2	7968.0	7514.8	6788.9	5925.7	5173.5	4868.8	5248.7	5440.5	6326.3
25°	8882.0	8885.7	8654.4	8216.3	7465.9	6482.4	5534.5	5070.0	5387.9	5587.2	6529.4
27.5°	9658.7	9613.5	9397.3	8962.8	8135.4	7044.7	5970.8	5346.5	5594.7	5796.0	6796.4
30°	10587.7	10555.7	10305.6	9812.9	8878.2	7648.3	6469.2	5668.1	5861.8	6070.5	7146.2
32.5°	11680.3	11665.2	11405.7	10772.0	9735.8	8359.2	7054.1	6093.1	6260.5	6476.7	7648.3
35°	12962.8	12964.7	12658.2	11896.6	10674.2	9186.6	7717.9	6640.3	6745.6	6971.3	8246.3
37.5°	13752.7	13848.6	13733.9	12957.2	11736.7	10111.9	8579.2	7366.2	7298.5	7526.1	8887.6
40°	13921.9	14038.5	14401.5	14006.6	12925.2	11131.2	9342.7	8063.9	7979.3	8257.6	9713.2
42.5°	13685.0	13846.7	14614.0	14892.3	14187.1	12387.4	10369.5	9100.1	8992.9	9367.2	10740.0
45°	13543.9	13664.3	14551.9	15353.1	15281.6	13807.2	11676.5	10401.5	10362.0	10852.8	11924.8
47.5°	13299.5	13408.5	14262.3	15460.3	15924.8	15108.6	13246.8	11992.5	12069.6	12712.7	13261.9
50°	13431.1	13476.2	13938.9	15187.6	16110.9	16062.0	15001.4	13835.4	14098.7	14901.7	14775.7
52.5°	13412.3	13528.9	13901.3	14740.0	16135.4	16650.7	16729.6	15890.9	16445.7	17367.2	16455.1
55°	10843.4	11057.8	13459.3	14627.2	16221.9	17228.0	18268.0	18057.3	19091.7	20165.5	18350.7
57.5°	10354.5	10489.9	11821.3	14864.1	16680.8	18330.0	19979.3	20441.9	22172.0	23418.9	20660.1
60°	10258.6	10425.9	11804.4	15153.7	17611.6	20126.0	22516.2	23328.6	25920.0	27285.3	23338.0
62.5°	9959.6	10140.1	11693.5	15116.1	18933.7	22610.2	25764.0	26397.7	29474.3	30802.0	25577.8
65°	9011.7	9181.0	10788.9	14508.7	19825.1	25261.8	29607.9	29211.1	32280.2	33278.8	26694.8
66°	8362.9	8528.4	10076.2	13794.1	19618.2	26014.1	30969.4	30081.8	32908.3	33690.6	26476.7
67.5°	7176.3	7306.1	8692.0	12193.7	18518.1	26224.7	32114.7	30736.2	32974.1	33250.5	25229.9
70°	4534.1	4571.7	5649.3	8417.5	14017.8	22743.7	30371.4	29111.4	30254.8	29506.3	21150.9
72.5°	1967.1	1953.9	2711.8	4282.1	7936.1	15260.9	24567.9	24020.7	23732.9	22025.4	14805.8
75°	1094.5	1109.5	1408.6	1987.8	3225.2	7496.0	16071.4	15379.4	12985.4	11080.4	6713.7
77.5°	878.2	898.9	1167.8	1410.4	1448.0	2614.0	7520.4	6119.4	3684.1	2956.3	1865.5
80°	693.9	731.5	1019.3	1098.3	976.0	1077.6	2429.7	1942.6	1457.5	1337.1	966.6
82.5°	549.1	575.5	874.5	831.2	682.7	725.9	1164.1	1134.0	947.8	863.2	558.5
85°	394.9	443.8	718.4	626.2	447.6	489.0	772.9	740.9	543.5	443.8	246.4
87.5°	161.7	210.6	507.8	415.6	250.1	227.6	385.5	363.0	257.6	188.1	122.2
90°	0.0	0.0	0.0	0.0	0.0	0.0	0.0	0.0	0.0	0.0	0.0



REPORT NUMBER: P194036

CATALOG NUMBER: GAN-AF-08-LED-U-T3R-8030

**CANDELA DISTRIBUTION (continued):**

	90°	95°	105°	115°	125°	135°	145°	155°	165°	175°	180°
0°	5671.8	5671.8	5671.8	5671.8	5671.8	5671.8	5671.8	5671.8	5671.8	5671.8	5671.8
2.5°	5666.2	5711.3	5769.6	5805.4	5824.2	5837.3	5858.0	5856.1	5861.8	5863.7	5871.2
5°	5703.8	5779.0	5863.7	5886.2	5886.2	5865.5	5844.8	5811.0	5797.8	5794.1	5797.8
7.5°	5801.6	5884.3	5957.7	5931.4	5874.9	5792.2	5685.0	5591.0	5540.2	5523.3	5519.5
10°	5925.7	6025.4	6055.5	5955.8	5790.3	5591.0	5378.5	5224.3	5135.9	5111.4	5103.9
12.5°	6076.2	6170.2	6128.8	5918.2	5611.7	5290.1	4996.7	4750.3	4566.1	4507.8	4504.0
15°	6241.6	6315.0	6170.2	5801.6	5344.6	4870.7	4347.9	3922.9	3693.5	3620.1	3614.5
17.5°	6395.9	6433.5	6145.7	5598.5	4951.6	4184.3	3490.4	3163.1	3084.2	3103.0	3106.7
20°	6527.5	6527.5	6063.0	5307.0	4332.9	3279.7	2841.6	2835.9	2892.3	2948.8	2960.0
22.5°	6672.3	6585.8	5918.2	4895.2	3456.5	2683.6	2619.6	2672.3	2736.2	2798.3	2807.7
25°	6851.0	6632.8	5717.0	4270.8	2717.4	2437.2	2461.7	2504.9	2536.9	2576.4	2582.0
27.5°	7050.3	6693.0	5451.8	3411.4	2358.2	2283.0	2301.8	2316.9	2313.1	2328.2	2331.9
30°	7289.1	6762.6	5088.9	2666.7	2209.7	2151.4	2117.5	2104.4	2104.4	2128.8	2138.2
32.5°	7608.8	6866.0	4567.9	2284.9	2138.2	2057.4	1948.3	1899.4	1918.2	2000.9	2019.7
35°	7960.5	6977.0	3862.7	2155.1	2123.2	2014.1	1844.8	1754.6	1756.5	1833.6	1858.0
37.5°	8344.1	7118.0	3089.8	2130.7	2157.0	2016.0	1790.3	1666.2	1615.4	1615.4	1624.8
40°	8835.0	7262.8	2501.2	2147.6	2228.5	2038.5	1762.1	1596.6	1453.7	1457.5	1465.0
42.5°	9474.4	7386.9	2185.2	2183.4	2315.0	2068.6	1760.2	1504.5	1380.3	1465.0	1542.1
45°	10185.2	7449.0	2046.1	2215.3	2384.6	2087.4	1730.1	1489.4	1389.7	1641.7	1788.4
47.5°	11003.3	7413.2	1969.0	2226.6	2401.5	2087.4	1696.3	1525.2	1455.6	1901.3	2072.4
50°	11900.3	7309.8	1893.7	2204.0	2395.9	2083.7	1728.3	1560.9	1480.0	1946.4	2064.9
52.5°	12955.3	7223.3	1814.8	2155.1	2356.4	2063.0	1765.9	1545.8	1402.9	1769.6	1852.4
55°	14158.9	7247.8	1726.4	2085.6	2294.3	2023.5	1752.7	1485.7	1322.0	1559.0	1609.8
57.5°	15697.2	7539.2	1621.1	1997.2	2209.7	1957.7	1705.7	1457.5	1297.6	1414.2	1444.3
60°	17414.2	8047.0	1489.4	1908.8	2104.4	1852.4	1670.0	1470.6	1308.9	1402.9	1418.0
62.5°	18674.2	8342.3	1376.6	1779.0	1961.4	1735.8	1624.8	1487.5	1339.0	1442.4	1438.6
65°	19016.4	7857.1	1235.5	1589.1	1767.7	1613.5	1568.4	1506.3	1352.1	1474.4	1457.5
66°	18536.9	7334.3	1173.5	1500.7	1670.0	1553.4	1540.2	1504.5	1346.5	1478.1	1449.9
67.5°	17372.8	6262.3	1066.3	1370.9	1513.9	1463.1	1495.1	1487.5	1331.5	1474.4	1434.9
70°	14168.3	4272.7	912.1	1141.5	1260.0	1288.2	1408.6	1427.4	1282.6	1408.6	1322.0
72.5°	9899.4	2602.7	806.8	885.8	1019.3	1098.3	1290.1	1344.6	1216.7	1229.9	1147.2
75°	4784.2	1382.2	731.5	686.4	791.7	917.7	1147.2	1231.8	1113.3	1028.7	998.6
77.5°	1491.3	844.4	620.6	552.9	620.6	740.9	959.1	1079.5	991.1	861.3	850.0
80°	801.1	620.6	477.7	443.8	490.8	581.1	754.1	900.8	851.9	772.9	690.2
82.5°	528.4	402.4	353.5	344.1	374.2	443.8	560.4	746.6	746.6	662.0	481.4
85°	272.7	246.4	242.6	242.6	261.4	295.3	381.8	575.5	613.1	349.8	289.6
87.5°	135.4	141.0	131.6	137.3	146.7	144.8	182.4	289.6	346.0	212.5	176.8
90°	0.0	0.0	0.0	0.0	0.0	0.0	0.0	0.0	0.0	0.0	0.0

(END OF REPORT)